



**MEDICHOICE<sup>®</sup>**

**Fall Management**

Putting Your Patients' Safety First

# An older adult dies from a fall in the U.S. every 20 minutes.

According to the Centers for Disease Control, falls among older adults are the leading cause of injury and death, and often lead to the end of independence.

In 2014, older adults experienced 29 million falls causing

**7 million injuries** and costing an estimated  
**\$31 billion in annual Medicare costs.**

**Together, we can work to reduce the risk of falls and prevent fall injuries.**

In conjunction with a comprehensive fall management program, the MediChoice line includes a selection of products to help healthcare providers improve fall management. We hope you find this catalog to be a valuable resource in helping your facility select appropriate fall safety products.

# table of contents

- pg. 4 Patient Safety Apparel
- pg. 8 Mobility Aids
- pg. 14 Patient Handling
- pg. 16 Patient Safety Alarms
- pg. 18 Bath Safety

# patient safety apparel

MediChoice slippers and blankets come in four bright colors to help visually identify individuals at risk of falling.



## MediChoice Fall Management Slippers

Unique tread design covering top and bottom of the slipper provides maximum grip even if the slipper rotates on the foot.



- Double-sided tread with large coverage area is skid-resistant for added safety
- Soft-to-the touch, breathable cotton provides optimal comfort, while helping to absorb foot perspiration
- Quantity: 48 PR/CA


MediChoice

MediChoice Fall Management Slippers		
SKU	Color	Size
SLP6DY	Yellow	Toddler
SLP7DG	Green	Small
SLP7D0	Orange	Small
SLP7DR	Red	Small
SLP7DY	Yellow	Small
SLP8DG	Green	Medium
SLP8D0	Orange	Medium
SLP8DR	Red	Medium
SLP8DY	Yellow	Medium
SLP12DG	Green	Large
SLP12D0	Orange	Large
SLP12DR	Red	Large
SLP12DY	Yellow	Large
SLP12RD0*	Orange	Large
SLP12RDR*	Red	Large
SLP14DG	Green	X-Large
SLP14D0	Orange	X-Large
SLP14DR	Red	X-Large
SLP14DY	Yellow	X-Large
SLP14RD0*	Orange	X-Large
SLP14RDR*	Red	X-Large
SLP16DG	Green	2X-Large
SLP16D0	Orange	2X-Large
SLP16DR	Red	2X-Large
SLP16DY	Yellow	2X-Large
SLP18DG	Green	Bariatric
SLP18D0	Orange	Bariatric
SLP18DR	Red	Bariatric
SLP18DY	Yellow	Bariatric

\*Relaxed, ankle-cuff

For extra-width shoes, use next largest slipper size. Double-sided tread may reduce fit by one size.

Size Chart Reference			
Size	Men (Shoe Size)	Women (Shoe Size)	Child (Shoe Size)
Toddler			1 to 3
Small			4 to 7
Medium	5 to 6	4 to 6	
Large	7 to 9	6 to 8	
X-Large	9 to 10	9 to 12	
2X-Large	11 to 12	13+	
Bariatric	13+	14+	



Fall Management




### MediChoice Hard Sole Slippers

Firm, flexible sole provides extra traction to protect against accidental falls.

- Soft, terry cloth construction provides optimal comfort
- Above-ankle profile with elastic band ensures a snug fit
- Each pair is easy to open, in an individual package
- Quantity: 48 PR/CA

MediChoice Hard Sole Slippers		
SKU	Color	Size
SLPH3001	White	Child
SLPH3002	Blue	Small
SLPH3003	Blue	Medium
SLPH3004	Blue	Large
SLPH3005	Blue	X-Large

Size Chart Reference			
Size	Men (Shoe Size)	Women (Shoe Size)	Child (Shoe Size)
Child			4 to 7
Small			4 to 7
Medium	5 to 6	4 to 6	
Large	7 to 9	6 to 8	
X-Large	9 to 10	9 to 12	



### Fall Management Blankets

Bright yellow and red blankets discreetly identify patients at risk for falls. Blankets can be placed on the bed or in a wheelchair to remind staff that proper precautions and care should be taken when lifting or transferring patient.

- Provides warmth and comfort to patients in a bed or wheelchair
- Made of 100 percent brushed polyester
- Machine washable
- Quantity: 60 EA/CA

Fall Management Blankets		
SKU	Color	Size
FPB040	Red	30" x 40"
FPB060	Yellow	30" x 40"



# mobility aids

MediChoice offers a line of walking aids that are designed to provide additional support and stability for patients, while helping to prevent accidental falls.

## Adjustable Offset Canes

With an offset handle, these canes are designed to provide additional support, balance, and control by placing the user's weight directly over the base.

**NOT MADE WITH**  
natural rubber latex

- Attractive finish resists marring and scratching
- Easy push-button height adjustment in 1-inch increments with locking collet for added security
- Soft nitrile, sculpted grip designed for maximum comfort and to reduce the chance of slippage even when wet
- Convenient wrist strap
- Weight Capacity: 250 lbs.\*
- Height Adjustment: 31"–39"
- Quantity: 6 EA/CA

\*Capacity in an upright position

### Adjustable Offset Canes

SKU	Color
CANE942	Black
CANE943	Chrome



## Aluminum Quad Canes

Designed to provide enhanced stability, and maximum balance and support with low profile, four-leg base and offset handle that places the user's weight directly over the base.

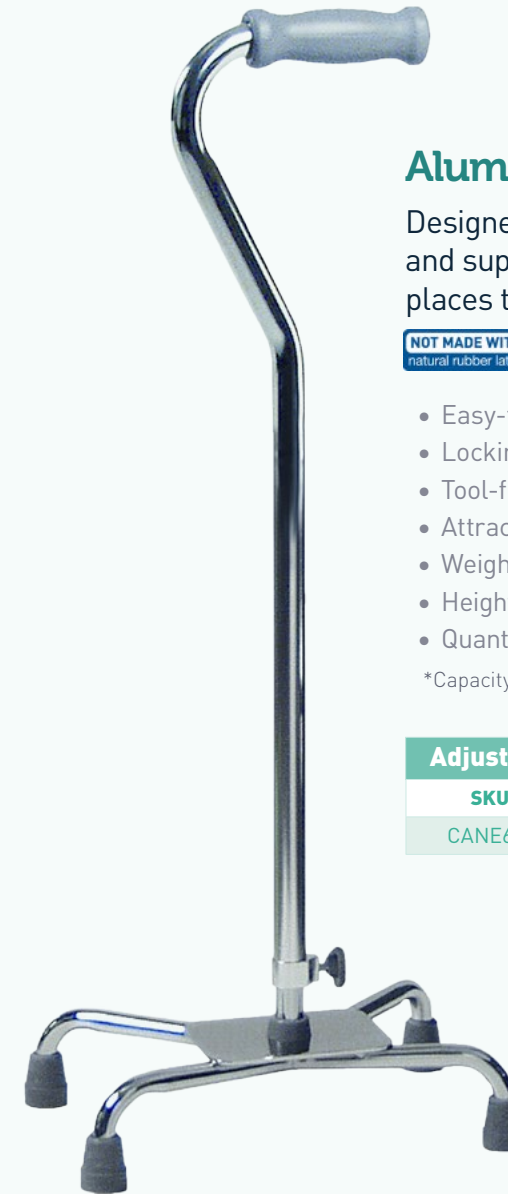
**NOT MADE WITH**  
natural rubber latex

- Easy-to-use, one-button height adjustment in 1-inch increments
- Locking ring safely secures height-adjusted cane and prevents rattling
- Tool-free adjustment for left- or right-handed use
- Attractive, scratch-resistant chrome finish
- Weight Capacity: 300 lbs.\*
- Height Adjustment: 30"–39"
- Quantity: 4 EA/CA

\*Capacity in an upright position

### Adjustable Quad Canes

SKU	Size
CANE618	12" x 8"



## Single-Release Folding Walkers

Provides additional support to maintain balance or stability while walking.

**NOT MADE WITH**  
natural rubber latex

- One-button mechanism allows quick and easy, single-handed folding and unfolding
- Scratch-resistant, 1-inch aluminum tubing provides maximum strength while remaining lightweight
- Folds to depth of 4 inches for convenient storage
- Rugged steel cross-bars add strength without interfering with patient stride
- Weight Capacity: 250 lbs.
- Height Adjustment: 32"-36"
- Quantity: 4 EA/CA



MediChoice

Single-Release Folding Walkers	
SKU	Size
77741	22" x 18.5"

## Dual-Release Folding Walkers

Provides additional support to maintain balance or stability while walking for users with limited dexterity.

**NOT MADE WITH**  
natural rubber latex

- Dual-release folding mechanism allows frame to be folded easily to a depth of 4 inches
- Scratch-resistant, 1-inch aluminum tubing provides maximum strength while remaining lightweight
- Rugged steel cross-bars add strength without interfering with patient stride
- Contoured, handgrips provide additional comfort and security
- 5-inch wheels featured on WLK4500 and WLK3205 are ideal for navigating outdoor terrain
- 3-inch wheels featured on 77743 provide a low profile for use over flat surfaces, especially indoors
- Weight Capacity: 300 lbs.
- Quantity: 4 EA/CA



77742



77743

Dual-Release Folding Walkers				
SKU	Size	Wheels	Size	Height Adj.
77742	Adult	None	22.64" x 18.7"	32"-39"
77743	Adult	3"	23" x 18.7"	32"-39"
WLK4500	Adult	5"	25.39" x 18.7"	32"-39"
WLK3200	Youth	None	22" x 18.5"	25.5 " x 32.5"
WLK3205	Youth	5"	22" x 18.5"	25.5 " x 32.5"

## Single- and Dual-Release Folding Walkers Accessories

Fits MediChoice Walkers 77741, 77742, 77743, and WLK4500

Dual-Release Folding Walkers Accessories	
SKU	Description
MAA2001	Tips
MAA2002	5" Wheels
MAA2003	Glide Caps
MAA2004	Ski Glides



## Bariatric Dual-Release Folding Walkers

Provides additional support to maintain balance or stability while walking.

**NOT MADE WITH**  
natural rubber latex



- Durable, 1-inch anodized aluminum tubing provides maximum strength while remaining lightweight
- Specialized design provides more width and depth for bariatric patients
- Raised H-frame facilitates over-toilet positioning
- Dual-release folding mechanism allows frame to be folded easily and is ideal for users with limited dexterity
- Contoured, textured handgrips provide additional comfort and security
- Suitable for patients ranging from 5 feet 4 inches to 6 feet 2 inches
- Size: 26.125" x 18"
- Weight Capacity: 600 lbs.
- Height Adjustment: 31"–38"
- Quantity: 2 EA/CA

### Bariatric Dual-Release Folding Walkers

SKU	Wheels
BAR806	None
BAR806W	5"

## Lightweight Rigid Walkers

Non-folding design provides extra rigidity for use where space is not an issue.

**NOT MADE WITH**  
natural rubber latex

- Scratch-resistant, 1-inch aluminum tubing provides maximum strength while remaining lightweight
- Angled legs provide maximum patient support in all directions and help resist tipping
- Angled side brace helps support patients as they stand up and sit down
- Fits easily around standard toilet fixtures
- Size: 22.5" x 20.5"
- Weight Capacity: 400 lbs.
- Height Adjustment: 31"–38"
- Quantity: 4 EA/CA

### Lightweight Rigid Walkers

SKU
WLK1000



# patient handling

MediChoice offers a line of patient handling products that allow for safe and easy patient handling and positioning, while helping to minimize caregiver back injuries.



## Gait Belts

Provides a secure surface to hold when helping patients with transfers, or walking. Also available in bright yellow to help caregivers visually and discreetly identify patients at risk for falls.

- Heavy-duty cotton webbing treated with bacteriostatic agent to provide long-term protection even after repeated washings
- Strong durable nickel-plated metal buckle offers maximum hold while reducing wear on the cotton belt
- Machine Washable
- Quantity: 12 EA/CA

Gait Belts		
SKU	Size	Color
GAIT541	2" x 54"	Pastel Stripe
GAIT542	2" x 54"	Natural
GAIT543	2" x 54"	Yellow
GAIT601	2" x 60"	Pastel Stripe
GAIT602	2" x 60"	Natural
GAIT603	2" x 60"	Yellow
GAIT721	2" x 72"	Pastel Stripe
GAIT722	2" x 72"	Natural
GAIT723	2" x 72"	Yellow

## Turn and Positioning Bed Systems

Transfer sheets allow for safe and easy patient transfers while positioning devices ensure that patients remain securely in bed.



- 30° wedge to provide optimum coccyx off-loading position for pressure relief
- Wedges are covered with an easy wipe-clean low shear cover
- Slider sheet allows easy patient transfers and reduces friction and shearing
- Slider sheet connects with bolsters (Velcro®) to stabilize system
- Multiple attached handles aid with safer transferring and minimize caregiver back injury
- Waterproof barrier for fluid control
- "High grab" upper surface for placement of bed pads (pads not provided)
- Choice of two lengths: 16" and 24"
- Quantity: 5 EA/CA

Turn and Positioning Bed Systems				
SKU	Description	Size	Weight Capacity	Color
TPS6200	Nylon Slider Sheet with Four Handles, Standard 24" Wedge	42" x 50"	375 lbs.	Blue
TPS6250	Mesh Slider Sheet with Continuous Handles, Standard 24" Wedge	42" x 50"	250 lbs.	White/Tan
TPS6260	Nylon Slider Sheet with Continuous Handles, Premium Two 16" Wedges	38" x 50"	375 lbs.	Blue
TPS6261	Nylon Slider Sheet with Continuous Handles, Patient Transfer	38" x 50"	375 lbs.	Blue



# patient safety alarms

MediChoice patient safety alarms are designed to alert caregivers that a patient has gotten off of a chair or bed sensor pad and may be at risk of falling.

## Safety Alarm Monitors and Accessories

Self-activating, auto-sensing monitors alert caregiver when a patient has gotten off of a chair or bed sensor pad.

**NOT MADE WITH**  
natural rubber latex

- Eight unique alarm tones and eight unique alarm melodies
- Personalized voice recording option
- Full-range adjustable volume
- Compatible with only MediChoice bed and chair sensor pads
- Alarm Delay switch minimizes false alarms if patient weight shifts momentarily
- Hold function allows extra time for administering care without alarm activation
- Interfaces with nurse call system
- Option to set or reset alarm at nurse call station or patient bedside
- Lightweight, protective boot is removable for easy cleaning
- Wall, chair, and wheelchair mounting option included
- Battery operated using 9-Volt battery (included)
- Optional A/C power adaptor available

MediChoice



Safety Alarms Monitors and Accessories		
SKU	Description	Quantity
PSAM01	Patient Safety Alarm Monitor with 9 Volt Battery, Mounting Hardware, and Nurse Call Cable	25 EA/CA
PSAC01	Patient Safety Alarm A/C Power Supply Adaptor, UL Listed	100 EA/CA
PSNC01	Patient Safety Alarm 9 Feet Nurse Call Cable	100 EA/CA
PSNCY1	Patient Safety Alarm Nurse Call Cable Y-Splitter	200 EA/CA



## Bed & Chair Sensor Pads

Weight-sensitive sensor pads allow for early detection of changes in pressure if the patient attempts to exit the bed or chair.

**NOT MADE WITH**  
natural rubber latex

- Easy-to-clean, bacteriostatic surface
- 45-day useable pad life
- Available with 5.5- or 8-foot cord
- Quantity: 10 EA/BX, 4 BX/CA

Bed & Chair Sensor Pads	
PSBP01	Standard Bed Pads, 30" x 10", with 8-Foot Cord
PSBP02	Standard Bed Pads, 30" x 10", with 5.5-Foot Cord
PSCP01	Standard Chair Pads, 15" x 10", with 8-Foot Cord
PSCP02	Standard Chair Pads, 15" x 10", with 5.5-Foot Cord

Fall Management

# bath safety

MediChoice bath safety products are designed to minimize the level of bending, making it easier for patients to use the bathroom, while reducing the risk of falling.



## Raised Toilet Seats

Allow patients with limited mobility to safely and confidently use the bathroom.

**NOT MADE WITH**  
natural rubber latex

- White, heavy-duty plastic construction is lightweight, strong, and durable
- Front clamping mechanism locks securely to the toilet and prevents shifting of the seat
- Wide, contoured seating surface is comfortable
- Available with push-button, removable armrests (RTS200) for secure grip, comfort, and support
- Weight capacity: 300 lbs.

Raised Toilet Seats			
SKU	Size	Seat Elevation	Quantity
RTS100	16.5" Wide x 16.6" Deep	4.5"	3 EA/CA
RTS200	20.75" Wide (overall) x 16.5" Deep	4"	2 EA/CA

## Adjustable Height Raised Toilet Seat

Allows patients with limited mobility to safely and confidently use the bathroom.

**NOT MADE WITH**  
natural rubber latex

- Features four clip-on VersaGuard brackets that fit most toilets and will not scrape or mar toilets
- Adjustable angle and height maximize comfort and reduce bending and patient effort
- Solid molded plastic seat ensures durability
- Weight capacity: 300 lbs.



Adjustable Height Raised Toilet Seat		
SKU	Size	Quantity
RTS300	14.75" Wide x 15.5" Deep	1 EA/CA

## Bath Seats

Allow patients to sit safely in the tub or shower.

- Lightweight, durable, and rust-resistant anodized aluminum frame
- Platinum grey plastic seat available with optional backrest (BTH231)
- Seat height adjustable in 1-inch increments
- Delivered assembled with tool-free back attachment
- Skid-resistant leg tips contain natural rubber latex
- Height adjustment: 14" x 20"
- Weight capacity: 350 lbs.
- Quantity: 4 EA/CA



BTH230

BTH231

Bath Seats		
SKU	Description	Size
BTH230	Bath Seat	Overall: 20" Wide x 18" Deep Seat Area: 20" Wide x 12" Deep
BTH231	Bath Seat with Backrest	Overall: 20" Wide x 18" Deep Seat Area: 20" Wide x 12" Deep

## Bariatric Bath Seats

Provides a sturdy seat for patients to sit safely in the tub or shower.

- Durable, blow-molded plastic seat available with optional backrest (BTH251)
- Lightweight, durable, and rust-resistant anodized aluminum frame
- Seat height adjustable in 1-inch increments
- Platinum grey color
- Delivered assembled with tool-free back attachment
- Skid-resistant leg tips contain natural rubber latex
- Weight capacity: 600 lbs.
- Quantity: 2 EA/CA

Bariatric Toilet Seats			
SKU	Description	Size	Height Adj.
BTH250	Bath Seat	Overall: 18" Wide x 16.75" Deep Seat Area: 17.75" Wide x 12" Deep	14" to 17"
BTH251	Bath Seat with Backrest	Overall: 18" Wide x 20.5" Deep Seat Area: 17" Wide x 16.25" Deep	16" to 20"



BTH251



BTH250



BTH441



BTH451

## Transfer Bench with Backrest

Provides assistance to patients who may have difficulty stepping over bathtub walls.

- Durable plastic bench and backrest with extra deep seat for added stability
- Lightweight, durable, rust-resistant anodized aluminum frame and platinum grey plastic seat
- Drainage holes in seat minimize water build-up
- Side support arm for lateral transfer (BTH441)
- Adjustable seat height in half-inch or 1-inch increments
- Reversible back attachment to accommodate any bathroom
- Delivered assembled with tool-free arm and back attachments
- Skid-resistant leg tips contain natural rubber latex
- Quantity: 2 EA/CA

Transfer Bench with Backrest			
SKU	Size	Height Adj.	Weight Capacity
BTH441	Overall: 29.25" Wide x 22" Deep Seat Area: 26.5" Wide x 16" Deep	18.25" to 22.25"	350 lbs. (Standard)
BTH451	Overall: 29.5" Wide x 20.5" Deep Seat Area: 26.75" Wide x 16.25" Deep	16" to 20"	600 lbs. (Bariatric)

## Shower Transport Chairs

Designed to safely transport patients to and from the shower.

**NOT MADE WITH**  
natural rubber latex

- Rust-resistant, anodized, non-corrosive aluminum frame
- Comfortable nylon backrest removes for easy cleaning
- Cushioned armrests enhance user comfort
- 5-inch swivel casters with rear wheel safety locks facilitate maneuverability in tight spaces
- Rolls easily over most toilets
- Weight capacity: 250 lbs.
- Quantity: 1 EA/CA

Shower Transport Chairs	
SKU	Size
BTH310	Overall: 21.5" Wide x 24" Deep x 39" High Seat Area: 14" Wide x 16.5" Deep x 22" High



## PVC Shower Commode Chairs

Versatile design allows patient to securely use the bathroom when placed over most standard toilets and conveniently transports patient to, from and in the shower.

**NOT MADE WITH**  
natural rubber latex

- Easy to assemble and break down without tools for convenient transport
- Constructed of the highest quality, healthcare-grade PVC
- Deluxe elongated, extra heavy-duty, contoured open front seat
- Dual reinforcement in the caster fittings for extra support and threaded stem casters for additional safety
- Quick-drying, removable royal blue mesh back support
- Ergonomic curved arms provide support without sharp edges and include anti-slip handgrips for added safety
- Clamp Joint Bracket Locking System is made of high-grade plastic and stainless steel
- Weight capacity: 300 lbs.
- Quantity: 1 EA/CA

PVC Shower Commode Chairs	
SKU	Size
BTH810	Overall: 18" Wide x 22" Deep x 40" High Seat Area: 18" Wide x 18" Deep x 21" High





### Folding Steel Commodes

Versatile, 3-in-1 design allows commode to be used as a bedside commode, a toilet safety frame, or a raised toilet seat for a standard toilet.

**NOT MADE WITH**  
natural rubber latex

- Folds flat to less than 4 inches for convenient storage and travel
- Welded steel frame provides strength and stability
- Sturdy plastic seat snaps on and off easily
- Adjustable height in 1-inch increments
- Seat width 14-Inch, comes complete with commode pail, cover, and splash shield
- Tool-free assembly
- Weight capacity: 300 lbs.
- Quantity: 4 EA/CA

Folding Steel Commodes	
SKU	Height Adj.
COMM7001	17" to 23"



### Painted Steel Commodes

Removable back bar facilitates use as a bedside commode, raised toilet seat, or toilet safety frame.

**NOT MADE WITH**  
natural rubber latex

- Welded, powder-coated steel frame provides strength and stability and is rust-resistant and easy to clean
- Back bar detaches to accommodate use as toilet safety frame
- Sturdy plastic seat snaps on and off easily
- Seat height adjusts from 15.5 inches to 23.5 inches in 1-inch increments
- Comes complete with commode pail, cover, and splash shield
- Contoured armrests enhance user comfort
- Weight capacity: 300 lbs.
- Quantity: 4 EA/CA

Painted Steel Commodes	
SKU	Height Adj.
COMM6001	15.5" to 23.5"



### Heavy-Duty Aluminum Commodes

Versatile, 3-in-1 design allows commode to be used as a bedside commode, a toilet safety frame, or a raised toilet seat for a standard toilet.

**NOT MADE WITH**  
natural rubber latex

- Aluminum frame is lightweight and easy to transport
- Sturdy plastic seat snaps on and off easily
- Adjustable height in 1-inch increments
- 14-inch seat width, comes complete with commode pail, cover, and splash shield
- Contoured arm rests enhance user comfort
- Weight capacity: 400 lbs.
- Quantity: 2 EA/CA

Heavy-Duty Aluminum Commodes	
SKU	Height Adj.
COMM7002	18" to 23"

### Drop Arm Commodes

Arms drop independently below the seat level for safe lateral transfers.

**NOT MADE WITH**  
natural rubber latex

- Easy-to-release mechanism can be operated by patients lacking manual dexterity
- Arms lock automatically when in the raised position for added safety
- Welded, powder-coated, steel frame is durable, rust-resistant, and easy to clean
- Removable back bar facilitates use as a bedside commode, raised toilet seat, or toilet safety frame
- Cushioned armrests enhance user comfort
- Adjustable height in 1-inch increments
- 14-inch seat width, comes complete with commode pail, cover, and splash shield
- Weight capacity: 300 lbs.
- Quantity: 1 EA/CA



Drop Arm Commodes	
SKU	Height Adj.
COMM6002	18.75" to 22.75"

## Bariatric Drop Arm Commodes

Arms drop independently below the seat level for safe lateral transfers.

**NOT MADE WITH**  
natural rubber latex

- Easy-to-release mechanism can be operated by patients lacking manual dexterity
- Arms lock automatically when in the raised position for added safety
- Welded-steel construction and extra-wide base provide added stability
- Removable back bar facilitates use as a bedside commode, raised toilet seat, or toilet safety frame
- Extra-wide platform seat with contoured and indented front is comfortable for long periods of sitting
- Cushioned armrests enhance user comfort
- Height adjusts from 19.5 inches to 23 inches in 1-inch increments
- 23-Inch seat width, comes complete with commode pail, cover, and splash shield
- Weight capacity: 600 lbs.
- Quantity: 1 EA/CA



MediChoice

Bariatric Drop Arm Commodes	
SKU	Height Adj.
BAR706	19.5" to 23"



## Commode Pail Sets

Designed to fit all standard commodes as well as other leading brands.

**NOT MADE WITH**  
natural rubber latex

- Available in 7- or 12-quart capacity
- 12-quart and autoclavable pails include easy-grip handles
- Autoclavable pail (COMM7008) designed to withstand autoclave temperatures up to 134° Celsius for 3 minutes
- Quantity: 6 EA/CA

Commode Pail Sets			
SKU	Description	Capacity	Color
COMM7007	Includes Cover	7-Quart	Gray
COMM7008	Includes Cover and Handle, Autoclavable	7-Quart	White
COMM7009	Includes Cover and Handle	12-Quart	Gray

# MEDICHOICE®

**OWENS & MINOR, INC** (NYSE: OMI) is a global healthcare services company dedicated to Connecting the World of Medical Products to the Point of Care by providing vital supply chain services to healthcare providers and manufacturers of healthcare products. Owens & Minor provides logistics services across the spectrum of medical products from disposable medical supplies to devices and implants. With logistics platforms strategically located in the United States and Europe, Owens & Minor serves markets where three quarters of global healthcare spending occurs. Owens & Minor's customers span the healthcare market from independent hospitals to large integrated healthcare networks, as well as group purchasing organizations, healthcare products manufacturers, and the federal government. A FORTUNE 300 company, Owens & Minor is headquartered in Richmond, Virginia, and has annualized revenues exceeding \$9 billion. For more information about Owens & Minor, visit [owens-minor.com](http://owens-minor.com), follow [@Owens\\_Minor](https://twitter.com/Owens_Minor) on Twitter, and connect on LinkedIn at [www.linkedin.com/company/owens-&-minor](http://www.linkedin.com/company/owens-&-minor).

## Resources

1. Centers for Disease Control and Prevention. Falls are leading cause of injury and death in older Americans. Available at: <https://www.cdc.gov/media/releases/2016/p0922-older-adult-falls.html>. Accessed June, 9, 2017. 2. Centers for Disease Control and Prevention.: STEADI Materials for Your Older Adult patients. Available at <https://www.cdc.gov/steady/patient.html>. Accessed June 9, 2017.

The manufacturers of the products contained in this catalog are the sources of all information herein relating to the products, including, but not limited to, product content warnings. Owens & Minor makes no representations or warranties expressed or implied regarding the product information contained herein. If further information about any product is desired, please contact an Owens & Minor representative, who will assist in obtaining the information from the manufacturer.